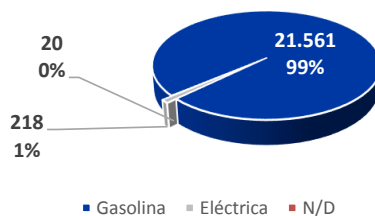


MATRICULACIONES VEHÍCULOS POR TIPO DE COMBUSTIBLE

MOTOCICLETAS



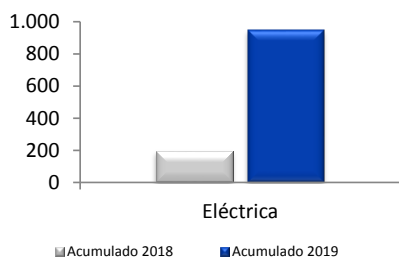
Acumulado



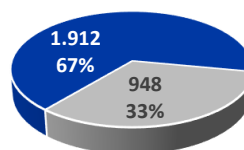
MOTOCICLETAS

| | Febrero | | | | Enero-Febrero | | | |
|----------------|---------------|-----------|--------------|--------------|---------------|-----------|---------------|-------------|
| | Matr. 2019 | % / total | Matr. 2018 | % Δ aa. | Matr. 2019 | % / total | Matr. 2018 | % Δ aa. |
| Gasolina | 10.589 | 98,5% | 8.996 | 17,7% | 21.561 | 98,9% | 19.050 | 13,2% |
| Eléctrica | 147 | 1,4% | 183 | -19,7% | 218 | 1,0% | 800 | -72,8% |
| N/D | 12 | | 11 | | 20 | | 19 | |
| Totales | 10.748 | | 9.190 | 17,0% | 21.799 | | 19.869 | 9,7% |

CICLOMOTORES



Acumulado



CICLOMOTORES

| | Febrero | | | | Enero-Febrero | | | |
|----------------|--------------|-----------|------------|--------------|---------------|-----------|--------------|--------------|
| | Matr. 2019 | % / total | Matr. 2018 | % Δ aa. | Matr. 2019 | % / total | Matr. 2018 | % Δ aa. |
| Gasolina | 802 | 63,3% | 707 | 13,4% | 1.912 | 66,9% | 1.596 | 19,8% |
| Eléctrica | 464 | 36,7% | 71 | 553,5% | 948 | 33,1% | 195 | 386,2% |
| Totales | 1.266 | | 778 | 62,7% | 2.860 | | 1.791 | 59,7% |