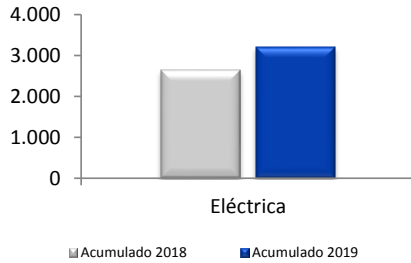
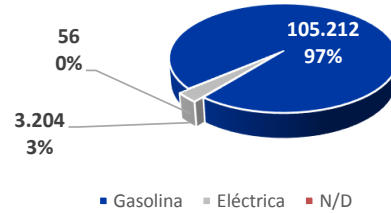


## MATRICULACIONES VEHÍCULOS POR TIPO DE COMBUSTIBLE

### MOTOCICLETAS



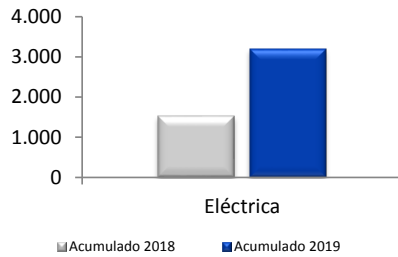
#### Acumulado



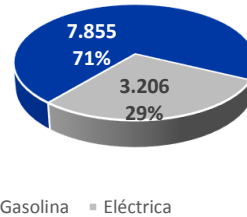
### MOTOCICLETAS

|                | Julio         |           |               |              | Enero-Julio    |           |               |              |
|----------------|---------------|-----------|---------------|--------------|----------------|-----------|---------------|--------------|
|                | Matr. 2019    | % / total | Matr. 2018    | % Δ aa.      | Matr. 2019     | % / total | Matr. 2018    | % Δ aa.      |
| Gasolina       | 19.415        | 95,0%     | 17.205        | 12,8%        | 105.212        | 97,0%     | 93.874        | 12,1%        |
| Eléctrica      | 1.006         | 4,9%      | 200           | 403,0%       | 3.204          | 3,0%      | 2.637         | 21,5%        |
| N/D            | 10            |           | 15            |              | 56             |           | 125           |              |
| <b>Totales</b> | <b>20.431</b> |           | <b>17.420</b> | <b>17,3%</b> | <b>108.472</b> |           | <b>96.636</b> | <b>12,2%</b> |

### CICLOMOTORES



#### Acumulado



### CICLOMOTORES

|                | Julio        |           |              |              | Enero-Julio   |           |              |              |
|----------------|--------------|-----------|--------------|--------------|---------------|-----------|--------------|--------------|
|                | Matr. 2019   | % / total | Matr. 2018   | % Δ aa.      | Matr. 2019    | % / total | Matr. 2018   | % Δ aa.      |
| Gasolina       | 1.547        | 66,6%     | 1.354        | 14,3%        | 7.855         | 71,0%     | 6.872        | 14,3%        |
| Eléctrica      | 777          | 33,4%     | 322          | 141,3%       | 3.206         | 29,0%     | 1.523        | 110,5%       |
| <b>Totales</b> | <b>2.324</b> |           | <b>1.676</b> | <b>38,7%</b> | <b>11.061</b> |           | <b>8.395</b> | <b>31,8%</b> |