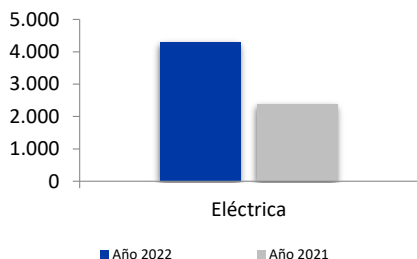
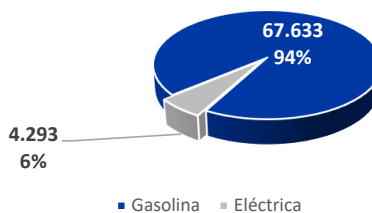


## MATRICULACIONES VEHÍCULOS POR TIPO DE COMBUSTIBLE

### MOTOCICLETAS



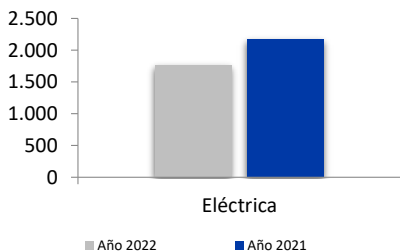
#### Acumulado



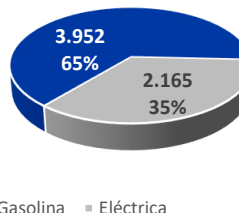
### MOTOCICLETAS

	Mayo				Enero-Mayo			
	Matr. 2022	% / total	Matr. 2021	% Δ aa.	Matr. 2022	% / total	Matr. 2021	% Δ aa.
Gasolina	18.389	95,9%	15.116	21,7%	67.633	94,0%	60.996	10,9%
Eléctrica	795	4,1%	626	27,0%	4.293	6,0%	2.374	80,8%
N/D	0		0		0		0	
<b>TOTAL</b>	<b>19.184</b>		<b>15.742</b>	<b>21,9%</b>	<b>71.926</b>		<b>63.370</b>	<b>13,5%</b>

### CICLOMOTORES



#### Acumulado



### CICLOMOTORES

	Mayo				Enero-Mayo			
	Matr. 2022	% / total	Matr. 2021	% Δ aa.	Matr. 2022	% / total	Matr. 2021	% Δ aa.
Gasolina	923	71,1%	1.049	-12,0%	3.952	64,6%	4.718	-16,2%
Eléctrica	375	28,9%	341	10,0%	2.165	35,4%	1.761	22,9%
<b>+A23</b>	<b>1.298</b>		<b>1.390</b>	<b>-6,6%</b>	<b>6.117</b>		<b>6.479</b>	<b>-5,6%</b>