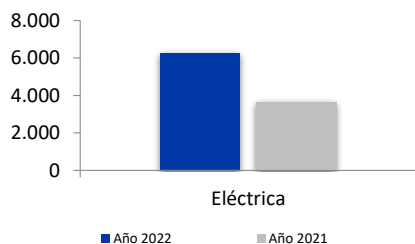
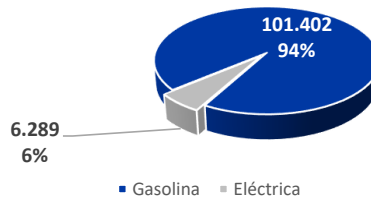


## MATRICULACIONES VEHÍCULOS POR TIPO DE COMBUSTIBLE

### MOTOCICLETAS



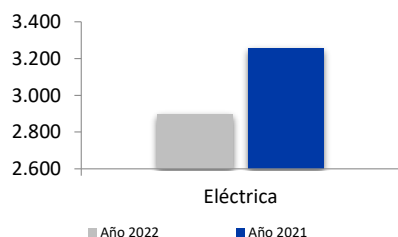
#### Acumulado



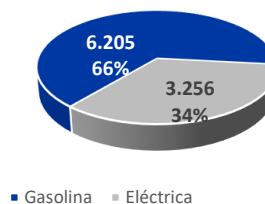
### MOTOCICLETAS

	Julio				Enero-Julio			
	Matr. 2022	% / total	Matr. 2021	% ^ aa.	Matr. 2022	% / total	Matr. 2021	% ^ aa.
Gasolina	15.194	93,6%	16.901	-10,1%	101.402	94,2%	95.859	5,8%
Eléctrica	1.042	6,4%	622	67,5%	6.289	5,8%	3.656	72,0%
N/D	0		0		0		0	
<b>TOTAL</b>	<b>16.236</b>		<b>17.523</b>	<b>-7,3%</b>	<b>107.691</b>		<b>99.515</b>	<b>8,2%</b>

### CICLOMOTORES



#### Acumulado



### CICLOMOTORES

	Julio				Enero-Julio			
	Matr. 2022	% / total	Matr. 2021	% ^ aa.	Matr. 2022	% / total	Matr. 2021	% ^ aa.
Gasolina	1.171	74,5%	1.479	-20,8%	6.205	65,6%	7.446	-16,7%
Eléctrica	400	25,5%	273	46,5%	3.256	34,4%	2.895	12,5%
<b>+A23</b>	<b>1.571</b>		<b>1.752</b>	<b>-10,3%</b>	<b>9.461</b>		<b>10.341</b>	<b>-8,5%</b>