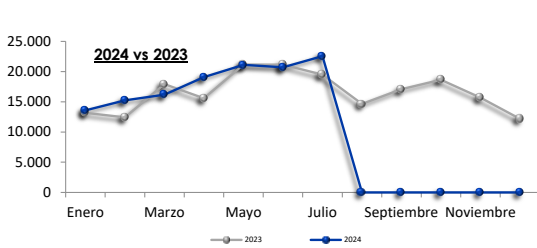
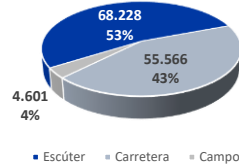


## RESUMEN DE MERCADO



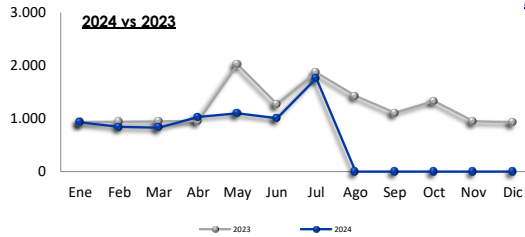
### Mercado de Motocicletas

#### Acumulado 2023



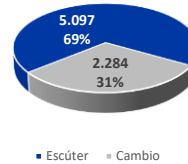
### MOTOCICLETAS

| Segmento       | Julio         |           |               |              | Enero-Julio    |           |                |             |
|----------------|---------------|-----------|---------------|--------------|----------------|-----------|----------------|-------------|
|                | Matr. 2024    | % / total | Matr. 2023    | % Δ aa.      | Matr. 2024     | % / total | Matr. 2023     | % Δ aa.     |
| Escúter        | 12.563        | 55,7%     | 11.325        | 10,9%        | 68.228         | 302,5%    | 67.014         | 1,8%        |
| Carretera      | 9.284         | 41,2%     | 7.468         | 24,3%        | 55.566         | 246,4%    | 49.253         | 12,8%       |
| Campo          | 699           | 3,1%      | 693           | 0,9%         | 4.601          | 20,4%     | 4.558          | 0,9%        |
| Sin Segmento   | 9             | 0,0%      | 10            |              | 71             | 0,3%      | 95             |             |
| <b>Totales</b> | <b>22.555</b> |           | <b>19.496</b> | <b>15,7%</b> | <b>128.466</b> |           | <b>120.920</b> | <b>6,2%</b> |



### Mercado de Ciclomotores

#### Acumulado 2023



### CICLOMOTORES

| Segmento       | Julio        |           |              |              | Enero-Julio  |           |              |               |
|----------------|--------------|-----------|--------------|--------------|--------------|-----------|--------------|---------------|
|                | Matr. 2024   | % / total | Matr. 2023   | % Δ aa.      | Matr. 2024   | % / total | Matr. 2023   | % Δ aa.       |
| Escúter        | 1.141        | 64,8%     | 1.429        | -20,2%       | 5.097        | 289,4%    | 7.129        | -28,5%        |
| Cambio         | 591          | 33,6%     | 419          | 41,1%        | 2.284        | 129,7%    | 1.670        | 36,8%         |
| Sin Segmento   | 29           |           | 22           |              | 122          |           | 150          |               |
| <b>Totales</b> | <b>1.761</b> |           | <b>1.870</b> | <b>-5,8%</b> | <b>7.503</b> |           | <b>8.949</b> | <b>-16,2%</b> |

### Otros vehículos ligeros (categoría L)



### Otros vehículos ligeros (categoría L)

| Segmento       | Julio        |           |              |             | Enero-Julio  |           |              |             |
|----------------|--------------|-----------|--------------|-------------|--------------|-----------|--------------|-------------|
|                | Matr. 2024   | % / total | Matr. 2023   | % Δ aa.     | Matr. 2024   | % / total | Matr. 2023   | % Δ aa.     |
| Triciclos      | 390          | 31,9%     | 465          | -16,1%      | 2.293        | 31,3%     | 2.525        | -9,2%       |
| Cuadriciclos   | 823          | 67,2%     | 702          | 17,2%       | 5.000        | 68,2%     | 4.511        | 10,8%       |
| Sin Segmento   | 11           |           | 8            |             | 39           |           | 94           |             |
| <b>Totales</b> | <b>1.224</b> |           | <b>1.175</b> | <b>4,2%</b> | <b>7.332</b> |           | <b>7.130</b> | <b>2,8%</b> |